

THE DEMOGRAPHIC SITUATION IN NIGERIA AND ITS MULTIFACETED CONSEQUENCES

BY

ONIPEDE WUSU, PhD.

DEPARTMENT OF SOCIOLOGY

LAGOS STATE UNIVERSITY

*Plenary at the international conference on demographic change & sustainable development , 14th -
16th July 2014, covenant university, Ota*

Presentation Plan

- ▶ **Introduction**
- ▶ **The Demographic Situation in Nigeria**
- ▶ **Multifaceted Consequences**
- ▶ **The Way Forward**
- ▶ **Conclusion**

Introduction

Population:
**The hub of
development but
neglected in
Nigeria**

---Ignorance



Introduction (Cont.)

- ▶ “Today, Nigeria stands out as the only major country in the world whose population size is not known with any degree of certainty....Every attempt at conducting a national census that both meets international standards and is acceptable to all Nigerians has failed”
- ▶ Between 1921 and 2006, no reliable information about Nigeria population
- ▶ *Makinwa-Adebusoye, 2014: 1*

Introduction (Cont.)

Government attitude

- ▶ Until 1988, population management was NOT given serious attention
- ▶ Laissez-faire approach

Nature of population policy: 1988, 2004

- ▶ Laissez-faire remains the word
- ▶ Voluntary
- ▶ Quite inconsequential

Demographic Situation in Nigeria

▶ **Traditional Indicators**

▶ **---Birth (Fertility)**

- ▶ National TFR = 5.5
- ▶ Urban = 4.7
- ▶ Rural = 6.2

▶ *NPC & Macro Int., 2014*

Demographic Situation in Nigeria (Cont.)

▶ ----Death (Mortality)

- ▶ Infant Mortality Rate (under 5 years death) = 128 per 1000 live births (2009 – 2013)
- ▶ Maternal Mortality Ratio= 500 – 652 per 100,000 live births (2006 – 2013)
 - ▶ *NPC & Macro Int., 2014*
- ▶ Adult Mortality = 13 per 1000 (Ghana = 9 per 1000)
- ▶ Life Expectancy = 52 (National) ; Male = 51 & Female = 52 (Ghana 61years)
 - ▶ *PRB, 2013*

Demographic Situation in Nigeria (Cont.)

▶ ---**Movement (Migration)**

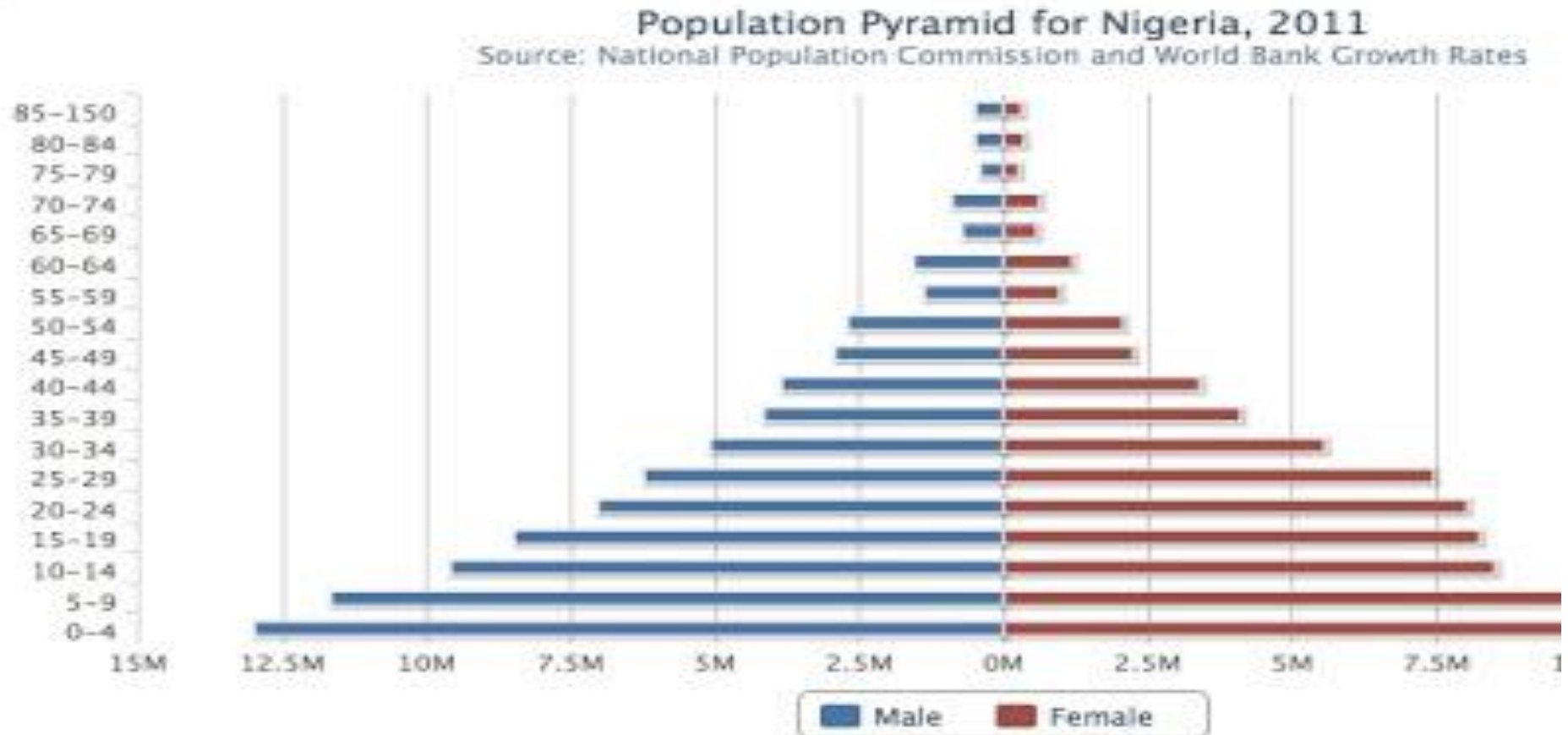
- ▶ Internal (rural-urban quite rapid, especially towards Kano, Lagos, Port Harcourt, Abuja, etc.)
- ▶ International

Demographic Situation in Nigeria(Cont.)

▶ **Rate of Natural Increase**

- ▶ High birth rate and low death rate lead to high rate of natural increase = 3.1 % (Brazil = 0.9 % & China = 0.5%)—2013
- ▶ Doubling Time = 23.5 years (Population of Nigeria currently over 170m by 2038 = 340m)
- ▶ Modern contraception among married women remain as low as 10%
- ▶ *PRB, 2013; NPC & Macro Int., 2014*

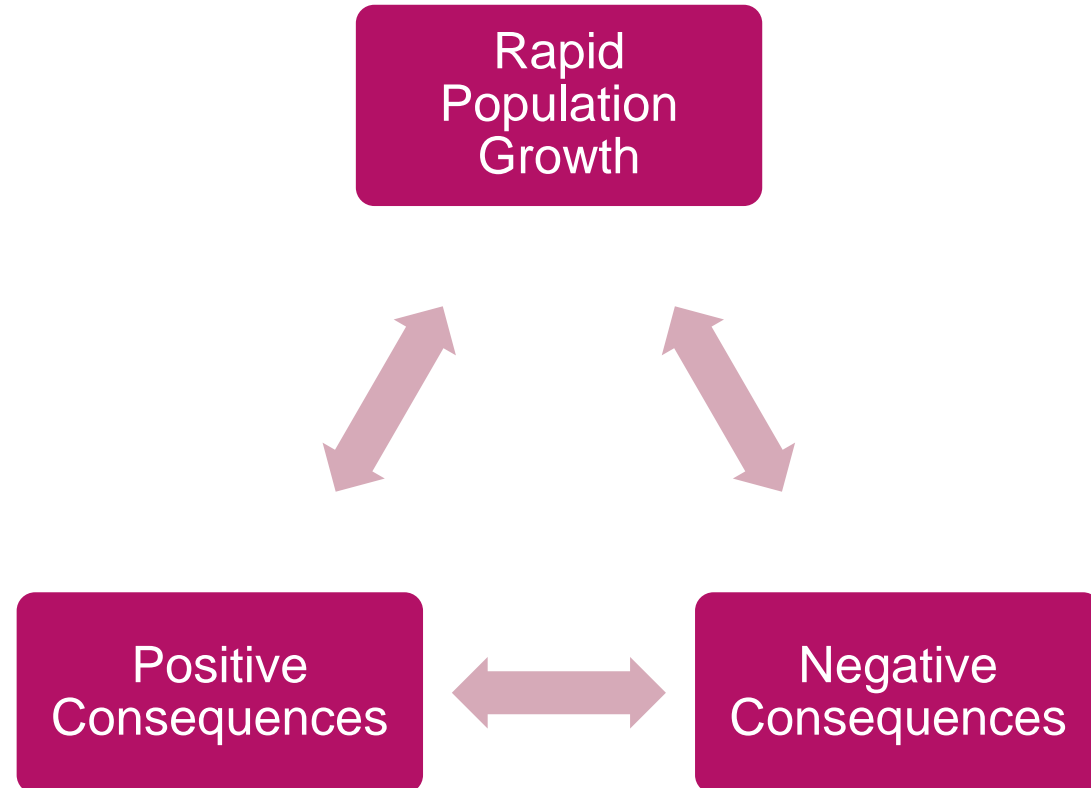
Pyramid



Multifaceted Consequences

RNI = 3.1%

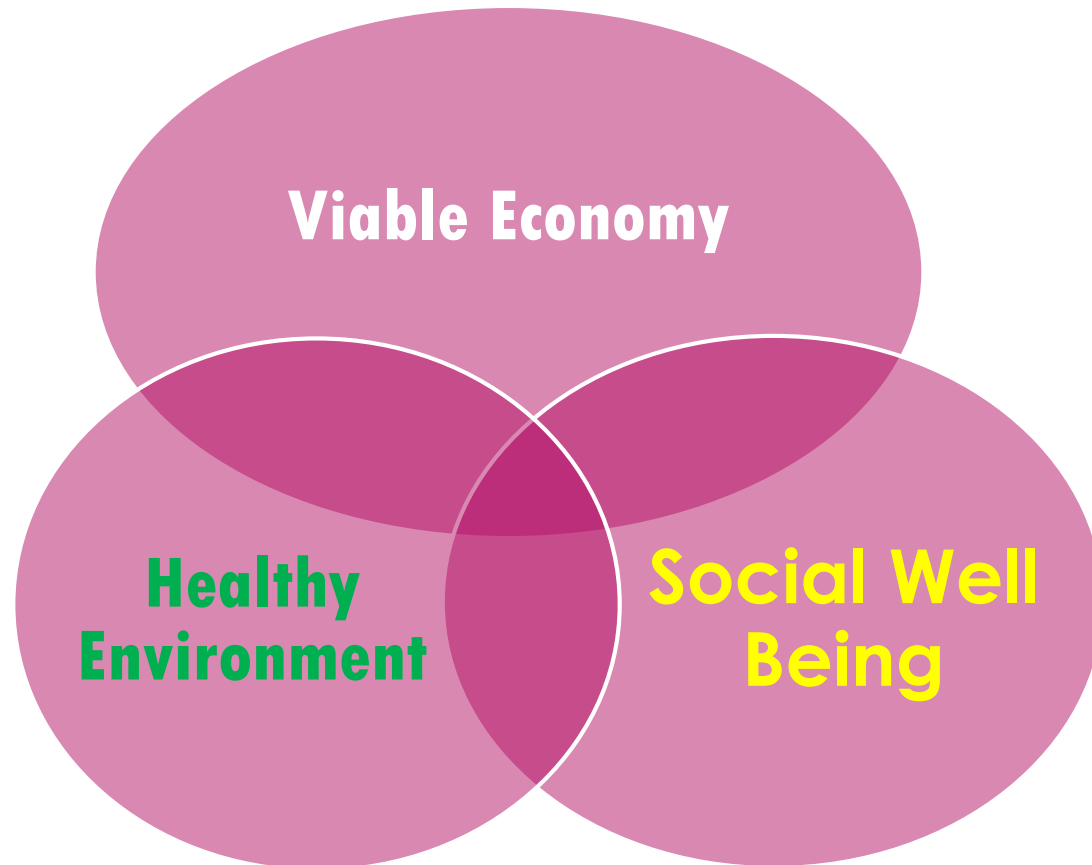
Youthful Population (Over 45% under 15 Years old).



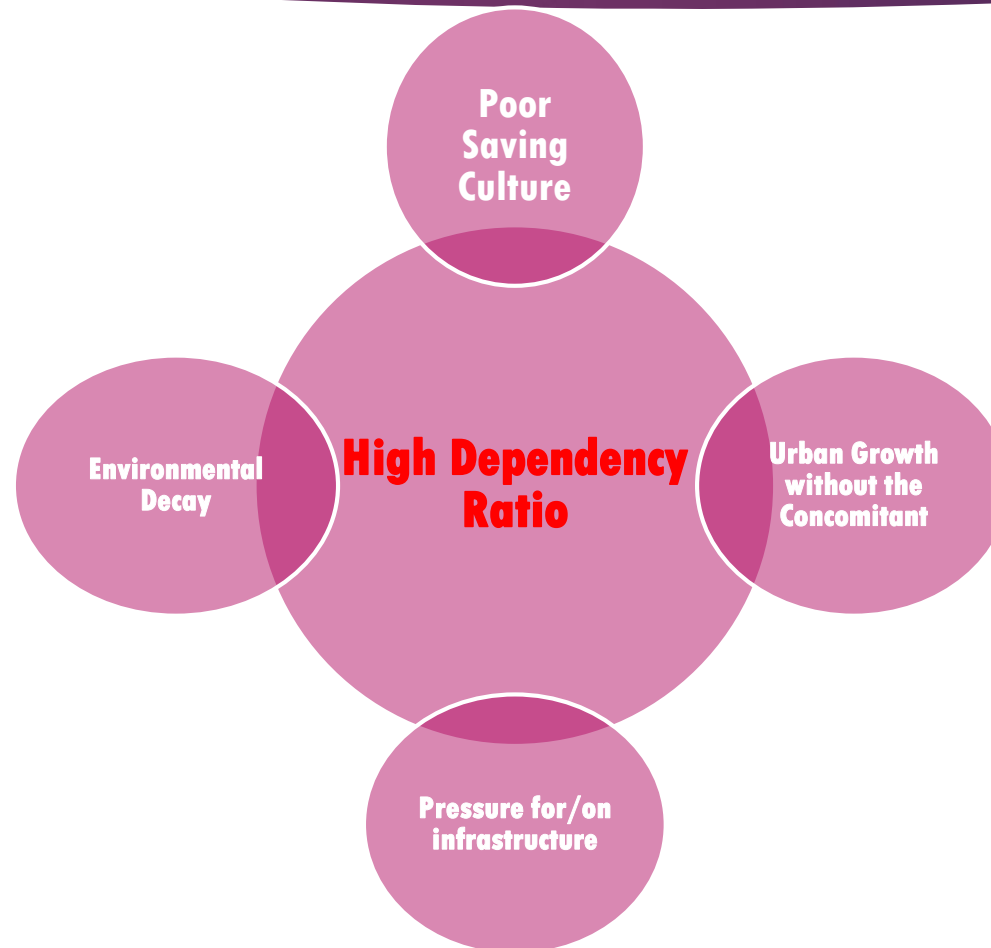
Positive Consequences



Consistency Will Lead to :



Negative Consequences



If Nothing Drastic is Done:

- Demographic
Tragedy/Social
Crisis**
- Vicious Cycle of
Poverty/Underdevel
opment**



The Way Forward

- ▶ **Population Policy Designed to Alter Fertility Behaviour**
 - ▶ Not Voluntary (Because of the culture of poverty)
 - ▶ Not Forceful (Human rights is integral to development)
 - ▶ In-between

Conclusion

**We have to act
now or
else.....**

▶ **Wealthy
Nigeria?**



Thank You

4 Listening